

ACCEPTED
FOR REGISTRATION

Sept. 10, 2009

New York State Department
of Environmental Conservation
Division of Solid & Hazardous Materials
Pesticide Product Registration

Garlon[®] 4 Ultra

Specialty Herbicide

For the control of woody plants and herbaceous broadleaf weeds in non-crop areas, including industrial manufacturing and storage sites, rights-of-way such as electrical power lines, communication lines, pipelines, roadsides, railroads, fence rows, non-irrigation ditch banks, forests and in the establishment and maintenance of wildlife openings. Use on these sites may include application to grazed areas.

Active Ingredient:

triclopyr: 3,5,6-trichloro-2-pyridinyloxyacetic acid, butoxyethyl ester	60.45%
Other Ingredients.....	39.55%
Total.....	100.00%

Acid Equivalent: triclopyr – 43.46% - 4 lb/gal

Keep Out of Reach of Children

CAUTION

Agricultural Use Requirements

Use this product only in accordance with its labeling and with the Worker Protection Standard, 40 CFR Part 170. Refer to label booklet under "Agricultural Use Requirements" in the Directions for Use section for information about this standard.

For additional Precautionary Statements, First Aid, Storage and Disposal and other use information see inside this label.

Notice: Read the entire label. Use only according to label directions. Before using this product, read Warranty Disclaimer, Inherent Risks of Use, and Limitation of Remedies at end of label booklet. If terms are unacceptable, return at once unopened.

In case of emergency endangering health or the environment involving this product, call 1-800-992-5994.

Agricultural Chemical: Do not ship or store with food, feeds, drugs or clothing.

EPA Reg. No. 62719-527 (2N)

(3R)

(88)

EPA Est. 34704-MS-1; 11773-IA-001; 5905-IA-01

(0Y)

(11)

070989-IA-001; 464-MI-1

Superscripts correspond to places 7 & 8 of lot number.
900-015240 / 00272342

®Trademark of Dow AgroSciences LLC

Produced for
Dow AgroSciences LLC
9330 Zionsville Road
Indianapolis, IN 46268

Net Contents **2.5 gal**

Precautionary Statements

Hazards to Humans and Domestic Animals

CAUTION

Causes Moderate Eye Irritation • Harmful If Swallowed • Prolonged Or Frequently Repeated Skin Contact May Cause Allergic Reactions In Some Individuals

Avoid contact with skin, eyes, or clothing. Wear gloves and protective clothing. Wash thoroughly with soap and water after handling and before eating, drinking, chewing gum, or using tobacco.

Personal Protective Equipment (PPE)

Some materials that are chemical-resistant to this product are listed below. If you want more options, follow the instructions for category E on an EPA chemical resistance category selections chart.

Applicators and other handlers who handle this pesticide must wear:

- Long-sleeved shirt and long pants
- Chemical-resistant gloves (≥14 mils) such as barrier laminate, nitrile rubber, neoprene rubber, or viton
- Shoes plus socks

Follow the manufacturer's instructions for cleaning/maintaining PPE. If no such instructions for washables, use detergent and hot water. Keep and wash PPE separately from other laundry.

Engineering Controls

When handlers use closed systems, enclosed cabs, or aircraft in a manner that meets the requirements listed in the Worker Protection Standard (WPS) for agricultural pesticides (40 CFR 170.240(d)(4-6)), the handler PPE requirements may be reduced or modified as specified in the WPS.

User Safety Recommendations

Users should:

- Wash hands before eating, drinking, chewing gum, using tobacco, or using the toilet.
- Remove clothing immediately if pesticide gets inside. Then wash thoroughly and put on clean clothing.
- Remove PPE immediately after handling this product. Wash the outside of gloves before removing. As soon as possible, wash thoroughly and change into clean clothing.

First Aid

If on skin or clothing: Take off contaminated clothing. Rinse skin immediately with plenty of water for 15-20 minutes. Call a poison control center or doctor for treatment advice.

If in eyes: Hold eye open and rinse slowly and gently with water for 15-20 minutes. Remove contact lenses, if present, after the first 5 minutes, then continue rinsing eye. Call a poison control center or doctor for treatment advice.

First Aid (Cont.)

If swallowed: Call a poison control center or doctor immediately for treatment advice. Have person sip a glass of water if able to swallow. Do not induce vomiting unless told to do so by a poison control center or doctor. Do not give anything by mouth to an unconscious person.

Have the product container or label with you when calling a poison control center or doctor, or going for treatment. You may also contact 1-800-992-5994 for emergency medical treatment information.

Environmental Hazards

This pesticide is toxic to fish. Do not apply directly to water, to areas where surface water is present, or to intertidal areas below the mean high water mark. Do not contaminate water when cleaning equipment or disposing of equipment washwaters.

This chemical has properties and characteristics associated with chemicals detected in groundwater. The use of this chemical in areas where soils are permeable, particularly where the water table is shallow, may result in groundwater contamination.

Directions for Use

It is a violation of Federal law to use this product in a manner inconsistent with its labeling.

Read all Directions for Use carefully before applying.

Do not apply this product in a way that will contact workers or other persons, either directly or through drift. Only protected handlers may be in the area during application. For any requirements specific to your state or tribe, consult the agency responsible for pesticide regulation.

Agricultural Use Requirements

The requirements in this box apply to forestry uses.

Use this product only in accordance with its labeling and with the Worker Protection Standard, 40 CFR Part 170. This standard contains requirements for the protection of agricultural workers on farms, forests, nurseries, and greenhouses, and handlers of agricultural pesticides. It contains requirements for training, decontamination, notification, and emergency assistance. It also contains specific instructions and exceptions pertaining to the statements on this label about personal protective equipment (PPE) and restricted-entry interval. The requirements in this box only apply to uses of this product that are covered by the Worker Protection Standard.

Do not enter or allow worker entry into treated areas during the restricted entry interval (REI) of 12 hours.

PPE required for early entry to treated areas that is permitted under the Worker Protection Standard and that involves contact with anything that has been treated, such as plants, soil, or water, is:

- Coveralls
- Chemical-resistant gloves (≥14 mils) such as barrier laminate, nitrile rubber, neoprene rubber, or viton
- Shoes plus socks

Non-Agricultural Use Requirements

The requirements in this box apply to all use sites on this label except for forestry uses.

The requirements in this box apply to uses of this product that are NOT within the scope of the Worker Protection Standard for Agricultural Pesticides (40 CFR Part 170). The WPS applies when this product is used to produce agricultural plants on farms, forests, nurseries, or greenhouses.

Entry Restrictions for Non-WPS Uses: For applications to non-cropland areas, do not allow entry into areas until sprays have dried.

Storage and Disposal

Do not contaminate water, food, or feed by storage and disposal. Open dumping is prohibited.

Pesticide Storage: Store above 28°F or agitate before use.

Pesticide Disposal: Wastes resulting from the use of this product must be disposed of on site or at an approved waste disposal facility.

Container Handling: Nonrefillable container. Do not reuse or refill this container.

Triple rinse or pressure rinse container (or equivalent) promptly after emptying. **Triple rinse** as follows: Empty the remaining contents into application equipment or a mix tank and drain for 10 seconds after the flow begins to drip. Fill the container $\frac{1}{4}$ full with water and recap. Shake for 10 seconds. Pour rinsate into application equipment or a mix tank or store rinsate for later use or disposal. Drain for 10 seconds after the flow begins to drip. Repeat this procedure two more times.

Pressure rinse as follows: Empty the remaining contents into application equipment or a mix tank and continue to drain for 10 seconds after the flow begins to drip. Hold container upside down over application equipment or mix tank or collect rinsate for later use or disposal. Insert pressure rinsing nozzle in the side of the container, and rinse at about 40 psi for at least 30 seconds. Drain for 10 seconds after the flow begins to drip. Then offer for recycling if available or puncture and dispose of in a sanitary landfill, or by incineration, or by other procedures allowed by state and local authorities.

General Information

Garlon® 4 Ultra specialty herbicide is recommended for the control of woody plants and herbaceous broadleaf weeds in non-crop areas, including industrial manufacturing and storage sites, rights-of-way such as electrical power lines, communication lines, pipelines, roadsides and railroads, fence rows, non-irrigation ditch banks, forests and in the establishment and maintenance of wildlife openings. Use on these sites may include application to grazed areas.

General Use Precautions and Restrictions

Chemigation: Do not apply this product through any type of irrigation system.

When applying this product in tank mix combination, follow all applicable use directions and precautions on each manufacturer's label.

Do not apply Garlon 4 Ultra directly to, or otherwise permit it to come into direct contact with cotton, grapes, peanuts, soybeans, tobacco, vegetable crops, flowers, citrus, or other desirable broadleaf plants. Do not permit spray mists containing it to drift onto such plants.

It is permissible to treat non-irrigation ditch banks, seasonally dry wetlands (such as flood plains, deltas, marshes, swamps, or bogs) and transitional areas between upland and lowland sites where surface water is not present except in isolated pockets due to uneven or unlevel conditions. Do not apply to open water (such as lakes, reservoirs, rivers, streams, creeks, salt water bays, or estuaries).

Do not apply on ditches that are used to transport irrigation water. Do not apply where runoff or irrigation water may flow onto agricultural land as injury to crops may result.

Do not apply this product using mist blowers unless a drift control additive, high viscosity inverting system, or equivalent is used to control spray drift.

Sprays applied directly to Christmas trees may result in conifer injury. When treating unwanted vegetation in Christmas tree plantations, care should be taken to direct sprays away from conifers.

Garlon 4 Ultra is formulated as a low volatile ester. However, the combination of spray contact with impervious surfaces, such as roads and rocks, and increasing ambient air temperatures, may result in an increase in the volatility potential for this herbicide, increasing a risk for off-target injury to sensitive crops such as grapes and tomatoes.

Grazing and Haying Restrictions

Except for lactating dairy animals, there are no grazing restrictions following application of this product.

- **Grazing Lactating Dairy Animals:** Do not allow lactating dairy animals to graze treated areas until the next growing season following application of this product.
- Do not harvest hay for 14 days after application.
- Portions of grazed areas that intersect treated non-cropland, rights-of-way and forestry sites may be treated at up to 8 lb ae per acre if the area to be treated on the day of application comprises no more than 10% of the total grazable area.

Slaughter Restrictions: During the season of application, withdraw livestock from grazing treated grass at least 3 days before slaughter.

Avoid Injurious Spray Drift

Make applications only when there is little or no hazard from spray drift. Small quantities of spray, which may not be visible, may seriously injure susceptible plants. Do not spray when wind is blowing toward susceptible crops or ornamental plants that are near enough to be injured. It is suggested that a continuous smoke column at or near the spray site or a smoke generator on the spray equipment be used to detect air movement, lapse conditions, or temperature inversions (stable air). If the smoke layers or indicates a potential of hazardous spray drift, do not spray.

Aerial Application (Helicopter Only): For aerial application on rights-of-way or other areas near susceptible crops, apply through a Microfoil¹ or Thru-Valve¹ boom, or use an agriculturally labeled drift control additive. Other drift reducing systems or thickened sprays prepared by using high viscosity inverting systems may

be used if they are made as drift-free as mixtures containing agriculturally labeled thickening agents or applications made with the Microfoil or Thru Valve boom. Do not use a thickening agent with the Microfoil or Thru-Valve boom, or other systems that cannot accommodate thick sprays. Spray only when the wind velocity is low (follow state regulations). Avoid application during air inversions. If a spray thickening agent is used, follow all use recommendations and precautions on the product label.

¹ Reference within this label to a particular piece of equipment produced by or available from other parties is provided without consideration for use by the reader at its discretion and subject to the reader's independent circumstances, evaluation, and expertise. Such reference by Dow AgroSciences is not intended as an endorsement of such equipment, shall not constitute a warranty (express or implied) of such equipment, and is not intended to imply that other equipment is not available and equally suitable. Any discussion of methods of use of such equipment does not imply that the reader should use the equipment other than is advised in directions available from the equipment's manufacturer. The reader is responsible for exercising its own judgment and expertise, or consulting with sources other than Dow AgroSciences, in selecting and determining how to use its equipment.

Spray Drift Management

Avoiding spray drift at the application site is the responsibility of the applicator. The interaction of many equipment and weather related factors determine the potential for spray drift. The applicator and the grower are responsible for considering all these factors when making decisions.

The following drift management requirements must be followed to avoid off-target drift movement from aerial applications:

- The distance of the outer most operating nozzles on the boom must not exceed $\frac{3}{4}$ the length of the rotor.
- Nozzles must always point backward parallel with the air stream and never be pointed downwards more than 45 degrees.

Where states have more stringent regulations, they must be observed.

The applicator should be familiar with and take into account the information covered in the following Aerial Drift Reduction Advisory. [This information is advisory in nature and does not supersede mandatory label requirements.]

Aerial Drift Reduction Advisory

Information on Droplet Size: The most effective way to reduce drift potential is to apply large droplets. The best drift management strategy is to apply the largest droplets that provide sufficient coverage and control. Applying larger droplets reduces drift potential, but will not prevent drift if applications are made improperly, or under unfavorable environmental conditions (see Wind, Temperature and Humidity, and Temperature Inversions).

Controlling Droplet Size:

- **Volume** - Use high flow rate nozzles to apply the highest practical spray volume. Nozzles with higher rated flows produce larger droplets.
- **Pressure** - Do not exceed the nozzle manufacturer's recommended pressures. For many nozzle types lower pressure produces larger droplets. When higher flow rates are needed, use higher flow rate nozzles instead of increasing pressure.

- **Number of Nozzles** - Use the minimum number of nozzles that provide uniform coverage.
- **Nozzle Orientation** - Orienting nozzles so that the spray is released parallel to the airstream produces larger droplets than other orientations and is the recommended practice. Significant deflection from horizontal will reduce droplet size and increase drift potential.
- **Nozzle Type** - Use a nozzle type that is designed for the intended application. With most nozzle types, narrower spray angles produce larger droplets. Consider using low-drift nozzles. Solid stream nozzles oriented straight back produce the largest droplets and the lowest drift.

Boom Length: For some use patterns, reducing the effective boom length to less than $\frac{3}{4}$ of the wingspan or rotor length may further reduce drift without reducing swath width.

Application Height: Applications should not be made at a height greater than 10 feet above the top of the largest plants unless a greater height is required for aircraft safety. Making applications at the lowest height that is safe reduces exposure of droplets to evaporation and wind.

Swath Adjustment: When applications are made with a crosswind, the swath will be displaced downwind. Therefore, on the up and downwind edges of the field, the applicator must compensate for this displacement by adjusting the path of the aircraft upwind. Swath adjustment distance should increase, with increasing drift potential (higher wind, smaller drops, etc.).

Wind: Drift potential is lowest between wind speeds of 2 to 10 mph. However, many factors, including droplet size and equipment type, determine drift potential at any given speed. Application should be avoided below 2 mph due to variable wind direction and high inversion potential. **Note:** Local terrain can influence wind patterns. Every applicator should be familiar with local wind patterns and how they affect spray drift.

Temperature and Humidity: When making applications in low relative humidity, set up equipment to produce larger droplets to compensate for evaporation. Droplet evaporation is most severe when conditions are both hot and dry.

Temperature Inversions: Applications should not occur during a local, low level temperature inversion because drift potential is high. Temperature inversions restrict vertical air mixing, which causes small suspended droplets to remain in a concentrated cloud. This cloud can move in unpredictable directions due to the light variable winds common during inversions. Temperature inversions are characterized by increasing temperatures with altitude and are common on nights with limited cloud cover and light to no wind. They begin to form as the sun sets and often continue into the morning. Their presence can be indicated by ground fog; however, if fog is not present, inversions can also be identified by the movement of the smoke from a ground source or an aircraft smoke generator. Smoke that layers and moves laterally in a concentrated cloud (under low wind conditions) indicates an inversion, while smoke that moves upward and rapidly dissipates indicates good vertical air mixing.

Sensitive Areas: The pesticide should only be applied when the potential for drift to adjacent sensitive areas (e.g., residential areas, bodies of water, known habitat for threatened or endangered species, non-target crops) is minimal (e.g., when wind is blowing away from the sensitive areas).

Ground Equipment: To aid in reducing spray drift potential when making ground applications near susceptible crops or other desirable broadleaf plants, Garlon 4 Ultra should be used in thickened (high viscosity) spray mixtures using an agriculturally labeled drift control additive, high viscosity invert system, or equivalent as directed by the manufacturer. When using a spray thickening or inverting additive, follow all use directions and precautions on the product label. With ground equipment, spray drift can be reduced by keeping the spray boom as low as possible; by applying 20 gallons or more of spray per acre; by keeping the operating spray pressures at the lower end of the manufacturer's recommended pressures for the specific nozzle type used (low pressure nozzles are available from spray equipment manufacturers); and by spraying when wind velocity is low. Do not apply with nozzles that produce a fine droplet spray. Select nozzles and pressures which provide adequate plant coverage, but minimize the production of fine spray particles.

High Volume Leaf-Stem Treatment: To minimize spray drift, keep sprays no higher than brush tops and keep spray pressures low enough to provide coarse spray droplets. A agriculturally labeled thickening agent may be used to reduce spray drift.

Mixing Directions

Garlon 4 Ultra may be foliarly applied by diluting with water or by preparing an oil-water emulsion. For woody plant control, an oil-water emulsion performs more dependably under a broader range of conditions than a straight water dilution and is recommended for aerial applications.

Oil-Water Mixture Sprays

Prepare a premix of oil, surfactant and Garlon 4 Ultra in a separate container using diesel fuel, fuel oil, or kerosene plus an emulsifier such as Sponto 712 or Triton X-100. Use a jar test to check spray mix compatibility before preparing oil-water emulsion sprays in the mixing tank. Do not allow any water or mixtures containing water to get into the premix or Garlon 4 Ultra since a thick "invert" (water in oil) emulsion may form that will be difficult to break. Such an emulsion may also be formed if the premix of Garlon 4 Ultra is put into the mixing tank before the addition of water. Fill the spray tank about one-half full with water, then slowly add the premix with continuous agitation and complete filling the tank with water. Continue moderate agitation.

Oil Mixture Sprays for Basal Treatment

Prepare oil-based spray mixtures using either a commercially available basal oil, kerosene diesel fuel, or No. 1 or No. 2 fuel oil. Substitute other oils or diluents only as recommended by the oil or diluent's manufacturer. When mixing an oil mixture, read and follow the use directions and precautions on the manufacturer's product label. Add Garlon 4 Ultra to the required amount of oil in the spray tank or mixing tank and mix thoroughly. If the mixture stands over four hours, reagitation is required.

Oil Mixtures of Garlon 4 Ultra and Tordon K: Tordon K and Garlon 4 Ultra may be used in tank mix combination for basal bark treatment of woody plants. These herbicides are incompatible and will not form a stable mixture when mixed together directly in oil. Make a stable tank mixture for basal bark application by first combining each product with a compatibility agent prior to final mixing in the desired ratio. (See product bulletin for mixing instructions.) Tordon K is not registered for use in the states of California and Florida.

Plants Controlled by Garlon 4 Ultra

Woody Plants Controlled

alder	chinguapin	madrone	scotch broom
arrowwood	choke cherry	maples	sumac
ash	cottonwood	mulberry	sweetbay
aspen	Crataegus	oaks	magnolia
bear clover	(hawthorn)	persimmon	sweetgum
(bearmat)	dogwood	pine	sycamore
beech	Douglas fir	poison ivy	tanoak
birch	elderberry	poison oak	thimbleberry
blackberry	elm	poplar	tree-of-heaven
blackgum	gallberry	salmonberry	(<i>Ailanthus</i>) ¹
boxelder ¹	gorse	saltbush	tulip poplar
Brazilian pepper	hazel	(<i>Braccharis</i> spp.)	wax myrtle
buckthorn	hickory		wild rose
cascara	hornbeam	salt cedar ¹	willow
Ceanothus	kudzu ²	sassafras	winged elm
cherry	locust		

¹For best control, use either a basal bark or cut stump treatment.
²For complete control, re-treatment may be necessary.

Annual and Perennial Broadleaf Weeds

black medic	curly dock	mustard	vetch
bull thistle	dandelion	Oxalis	wild carrot
burdock	field bindweed	plantain	(Queen Anne's lace)
Canada thistle	goldenrod	purple	willow
chicory	ground ivy	loosestrife	wild lettuce
clover	lambquarters	ragweed	wild violet
creeping beggarweed	lespedeza	smartweed	yarrow
	matchweed	sweet clover	

Application Methods

- Apply no more than 2 lb ae of triclopyr (2 quarts of Garlon 4 Ultra) per acre per growing season on range and pasture sites, including rights-of-way, fence rows or any area where grazing or harvesting is allowed.
- On forestry sites, triclopyr may be used at rates up to 6 lb ae (6 quarts of Garlon 4 Ultra) per acre per year.
- Triclopyr may be used at rates up to 8 lb ae (8 quarts of Garlon 4 Ultra) per acre per year on non-crop areas including industrial manufacturing and storage sites, non-grazed portions of rights-of-way including electrical power lines, communication lines, pipelines, roadsides and railroads, fence rows, non-irrigation ditch banks. Portions of grazed areas that intersect treated non-cropland, rights-of-way and forestry sites may be treated at up to 8 lb ae per acre if the area to be treated on the day of application comprises no more than 10% of the total grazable area.

Use Garlon 4 Ultra at rates of 1 to 8 quarts per acre to control broadleaf weeds and woody plants. It is suggested that rates higher in this rate range be used to control woody plants. In all cases, use the amount specified in enough water to give uniform and complete coverage of the plants to be controlled. The order of addition to the spray tank is water, spray thickening agent (if used), surfactant (if used), additional herbicide (if used), and Garlon 4 Ultra. If a standard agricultural surfactant is used, use at a rate of 1 to 2 quarts per acre. Use continuous adequate agitation.

Before using any recommended tank mixtures, read the directions and all precautions on both labels.

For best results apply when woody plants and weeds are actively growing. When hard to control species such as ash, blackgum, choke cherry, elm, maples (other than vine or big leaf), oaks, pines, or winged elm are prevalent, during applications made during late summer when the plants are mature, or during drought conditions, use the higher rates of Garlon 4 Ultra alone or in combination with Tordon® 101 Mixture specialty herbicide or Tordon K herbicide. Tordon 101 Mixture and Tordon K are restricted use pesticides. Tordon 101 Mixture and Tordon K are not registered for use in the states of California and Florida.

When using Garlon 4 Ultra in combination with 2,4-D low volatile ester herbicide, generally the higher rates of Garlon 4 Ultra should be used for satisfactory brush control.

Use the higher dosage rates when brush approaches an average of 15 feet in height or when the brush covers more than 60% of the area to be treated. If lower rates are used on hard to control species, resprouting may occur the year following treatment.

On sites where easy to control brush species dominate, rates less than those listed may be effective. Consult state or local extension personnel for such information.

Foliage Treatment With Ground Equipment

High Volume Foliage Treatment

For control of woody plants, use Garlon 4 Ultra at the rate of 2 to 6 quarts per 100 gallons of spray mixture, or Garlon 4 Ultra at 2 to 4 quarts may be tank mixed with labeled rates of 2,4-D low volatile ester herbicide, Tordon 101 Mixture, or Tordon K and diluted to make 100 gallons of spray. Do not apply more than 2 gallons of Garlon 4 Ultra per acre. Apply at a volume of 100 to 400 gallons of total spray per acre depending upon size and density of woody plants. Tordon 101 Mixture and Tordon K are not registered for use in the states of California and Florida. When tank mixing, follow applicable use directions and precautions on each manufacturer's label.

Depending upon the size and density of the woody plants, apply sufficient spray volume to thoroughly wet all leaves, stems, and root collars. To minimize spray drift, select the minimum spray pressure that provides adequate plant coverage without forming a mist and direct sprays no higher than the top of the target plants. Use a drift control additive cleared for application to growing crops to reduce spray drift. Before using any tank mixture, read the directions and use precautions on both labels. For best results, apply when woody plants and weeds are actively growing.

Table 1: The following table is provided as a guide to the user to achieve the proper rate of Garlon 4 Ultra.

Total Spray Volume (gallons/acre)	Rate of Garlon 4 Ultra	
	Forestry Sites (qt/100 gallons of spray) ¹	Non-Cropland Sites (qt/100 gallons of spray) ²
400	1.5	2
300	2	2.7
200	3	4
100	6	8

Total Spray Volume (gallons/acre)	Rate of Garlon 4 Ultra	
	Forestry Sites (qt/100 gallons of spray) ¹	Non-Cropland Sites (qt/100 gallons of spray) ²
50	12	16
40	15	20
30	20	26.7
20	30	40
10	60	80

¹Do not exceed the maximum use rate of 6 quarts of Garlon 4 Ultra (6 lb ae of triclopyr) per acre per year.

²Do not exceed the maximum use rate of 8 quarts of Garlon 4 Ultra (8 lb ae of triclopyr) per acre per year for non-grazable areas, or 2 quarts (2 lb ae of triclopyr) per acre per year for grazed areas, except on portions of grazed areas that meet the following requirement. Portions of grazed areas that intersect treated non-cropland, rights-of-way and forestry sites may be treated at up to 8 lb ae per acre if the area to be treated on the day of application comprises no more than 10% of the total grazable area.

Low Volume Foliar Treatment

To control susceptible woody plants, mix up to 5% v/v of Garlon 4 Ultra in water and apply 10 to 100 gallons of finished spray. The spray concentration of Garlon 4 Ultra and total spray volume per acre should be adjusted according to the size and density of target woody plants and kind of spray equipment used. With low volume sprays, use sufficient spray volume to obtain uniform coverage of target plants including the surfaces of all foliage, stems, and root collars (see General Use Precautions and Restrictions). For best results, a surfactant should be added to all spray mixtures. Match equipment and delivery rate of spray nozzles to height and density of woody plants. When treating tall, dense brush, a truck mounted spray gun with spray tips that deliver up to 2 gallons per minute at 40 to 60 psi may be required. Backpack or other types of specialized spray equipment with spray tips that deliver less than 1 gallon of spray per minute may be appropriate for short, low to moderate density brush.

See Table 1 for relationship between mixing rate, spray volume and maximum application rate.

Tank Mixing: As a low volume foliar spray, up to 12 quarts of Garlon 4 Ultra may be applied in tank mix combination with labeled rates of Tordon K or Tordon 101 Mixture in 10 to 100 gallons of finished spray. Tordon 101 Mixture and Tordon K are not registered for use in the states of California and Florida.

Broadcast Applications With Ground Equipment

Apply Garlon 4 Ultra using equipment that will assure thorough and uniform coverage at spray volumes applied. See Table 1 for relationship between mixing rate, spray volume and maximum application rate.

Woody Plant Control

Foliage Treatment: Use 4 to 8 quarts of Garlon 4 Ultra in enough water to make 5 gallons or more per acre of total spray, or 1½ to

3 quarts of Garlon 4 Ultra may be combined with labeled rates of 2,4-D low volatile ester, Tordon 101 Mixture, or Tordon K in sufficient water to make 5 gallons or more per acre of total spray. Tordon 101 Mixture and Tordon K are not registered for use in the states of California and Florida.

Broadleaf Weed Control

Use Garlon 4 Ultra at rates of 1 to 4 quarts in a total volume of 5 gallons or more per acre as a water spray mixture. Apply anytime weeds are actively growing. Garlon 4 Ultra at 0.25 to 3 quarts may be tank mixed with labeled rates of 2,4-D amine or low volatile ester, Tordon K, or Tordon 101 Mixture to improve the spectrum of activity. For thickened (high viscosity) spray mixtures, Garlon 4 Ultra can be mixed with diesel oil or other inverting agent. When using an inverting agent, read and follow the use directions and precautions on the product label. Tordon 101 Mixture and Tordon K are not registered for use in the states of California and Florida.

Aerial Application (Helicopter Only)

Aerial sprays should be applied using suitable drift control (see General Use Precautions and Restrictions).

Foliage Treatment (Utility and Pipeline Rights-of-Way)

Use 4 to 8 quarts of Garlon 4 Ultra alone, or 3 to 4 quarts of Garlon 4 Ultra in a tank mix combination with labeled rates of 2,4-D low volatile ester, Tordon 101 Mixture or Tordon K and apply in a total spray volume of 10 to 30 gallons per acre. Use the higher rates and volumes when plants are dense or under drought conditions. Tordon 101 Mixture and Tordon K are not registered for use in the states of California and Florida.

Portions of grazed areas that intersect treated non-cropland, rights-of-way and forestry sites may be treated at up to 8 lb ae per acre if the area to be treated on the day of application comprises no more than 10% of the total grazable area.

Basal Bark, Dormant Stem and Cut Surface Treatments

Individual plant treatments such as basal bark and cut surface applications may be used on any use site listed on this label at a maximum use rate of 8 quarts of Garlon 4 Ultra (8 lb ae of triclopyr) per acre. These types of applications are made directly to ungrazed parts of plants and, therefore, are not restricted by the grazing maximum rate of 2 quarts of Garlon 4 Ultra (2 lb ae of triclopyr) per acre.

Basal Bark Treatment

To control susceptible woody plants with stems less than 6 inches in basal diameter, mix 1 to 5 gallons of Garlon 4 Ultra in enough oil to make 100 gallons of spray mixture. Apply with knapsack sprayer or power spraying equipment using low pressure (20 to 40 psi). Spray the basal parts of brush and tree trunks to a height of 12 to 15 inches from the ground, thoroughly wetting the indicated area. Spray until runoff at the ground line is noticeable. Old or rough bark requires more spray than smooth young bark. Apply anytime, including the winter months, except when snow or water prevent spraying to the ground line. **Mixing with oil requires vigorous agitation to form an oil solution.** Once a solution is formed it will stay stable.

Low Volume Basal Bark Treatment

To control susceptible woody plants with stems less than 6 inches in basal diameter, mix 20 to 30 gallons of Garlon 4 Ultra in enough oil to make 100 gallons of spray mixture. Apply with a backpack or knapsack sprayer using low pressure and a solid cone or flat fan nozzle. Spray the basal parts of brush and tree trunks to a height of 12 to 15 inches from the ground in a manner that thoroughly wets the lower stems, including the root collar area, but not to the point of runoff. Herbicide concentration should vary with size and susceptibility of species treated. Apply anytime, including the winter months, except when snow or water prevent spraying to the ground line or when stem surfaces are saturated with water. See Table 1 for relationship between mixing rate, spray volume and maximum application rate.

Mixing with oil requires vigorous agitation to form an oil solution. Once a solution is formed it will stay stable.

Garlon 4 Ultra Plus Tordon K in Oil Tank Mix: Garlon 4 Ultra and Tordon K may be used in tank mix combination as a low volume basal bark treatment to improve control of certain woody species such as ash, elm, maple, poplar, aspen, hackberry, oak, oceanspray, birch, hickory, pine, tanoak, cherry, locust, sassafras, and multiflora rose. (See product bulletin for mixing instructions.) Tordon K is not registered for use in the states of California and Florida.

Streamline Basal Bark Treatment (Southern States)

To control or suppress susceptible woody plants for conifer release, mix 20 to 30 gallons of Garlon 4 Ultra in enough oil to make 100 gallons of spray mixture. Streamline basal bark treatments are most effective on stems less than 4 inches in basal diameter. Apply with a backpack or knapsack sprayer using equipment that provides a directed straight stream spray. Apply the spray in a 2- to 3-inch wide band to one side of stems less than 3 inches in basal diameter. When the optimum amount of spray mixture is applied, the treated zone should widen to encircle the stem within approximately 30 minutes. Treat both sides of stems which are 3 to 4 inches in basal diameter. Direct the spray at bark that is approximately 12 to 24 inches above ground. Pines (loblolly, slash, shortleaf, and Virginia) up to 2 inches in diameter breast height (dbh) can be controlled by directing the spray at a point approximately 4 feet above ground. Vary spray mixture concentration with size and susceptibility of the species being treated. Better control is achieved when spray is applied to thin juvenile bark and above rough thickened mature bark. This technique is not recommended for scrub and live oak species, including blackjack, turkey, post, live, bluejack and laurel oaks, or bigleaf maple. Apply anytime, including winter months, except when snow or water prevents spraying at the desired height above ground level. **Note:** Best results with some hardwood species occur when applications are made from approximately 6 weeks prior to leaf expansion in the spring until approximately 2 months after leaf expansion is completed. **Mixing with oil requires vigorous agitation to form an oil solution.** Once a solution is formed it will stay stable.

Low Volume Stem Bark Band Treatment (North Central and Lake States)

To control susceptible woody plants with stems less than 6 inches in basal diameter, mix 20 to 30 gallons of Garlon 4 Ultra in enough oil to make 100 gallons of spray mixture. Apply with a backpack or knapsack sprayer using low pressure and a solid cone or flat fan nozzle. Apply the spray in a 6- to 10-inch wide band that

completely encircles the stem. Spray in a manner that completely wets the bark, but not to the point of runoff. The treatment band may be positioned at any height up to the first major branch. For best results apply the band as low as possible. Spray mixture concentration should vary with size and susceptibility of species to be treated. Applications may be made anytime, including winter months. **Mixing with oil requires vigorous agitation to form an oil solution.** Once a solution is formed it will stay stable.

Thinning Basal Bark Treatment

To control susceptible woody plants with stems less than 6 inches in diameter, apply Garlon 4 Ultra, either undiluted or mixed at 50 to 75% v/v with oil, in a thin stream to all sides of the lower stems. The stream should be directed horizontally to apply a narrow band of Garlon 4 Ultra around each stem or clump. Use a minimum of 2 to 15 milliliters of Garlon 4 Ultra or oil mixture with Garlon 4 Ultra to treat single stems and from 25 to 100 milliliters to treat clumps of stems. Use an applicator metered or calibrated to deliver the small amounts required. **Mixing with oil requires vigorous agitation to form an oil solution.** Once a solution is formed it will stay stable.

Dormant Stem Treatment

Dormant stem treatments will control susceptible woody plants and vines with stems less than 2 inches in diameter. Plants with stems greater than 2 inches in diameter may not be controlled and resprouting may occur. This treatment method is best suited for sites with dense, small diameter brush. Dormant stem treatments of Garlon 4 Ultra can also be used as a chemical side-trim for controlling lateral branches of larger trees that encroach onto roadside, utility, or other rights-of-way.

Mix 4 to 8 quarts of Garlon 4 Ultra in 2 to 3 gallons of crop oil concentrate or other recommended oil and add this mixture to enough water to make 100 gallons of spray solution. Use continuous adequate agitation. Apply with knapsack or power spraying equipment, using low pressure (20 to 40 psi). In western states, apply anytime after woody plants are dormant and most of the foliage has dropped. In other areas apply anytime within 10 weeks of budbreak, generally February through April. Garlon 4 Ultra may be mixed with 4 quarts of Weedone 170 herbicide to improve the control of black cherry and broaden the spectrum of herbicidal activity. Do not apply to wet or saturated bark as poor control may result.

Cut Stump Treatment

To control resprouting, mix 20 to 30 gallons of Garlon 4 Ultra in enough oil to make 100 gallons of spray mixture. Apply with a backpack or knapsack sprayer using low pressures and a solid cone or flat fan nozzle. Spray the root collar area, sides of the stump, and the outer portion of the cut surface, including the cambium, until thoroughly wet, but not to the point of runoff. Spray mixture concentration should vary with size and susceptibility of species treated. Apply anytime, including in winter months, except when snow or water prevent spraying to the ground line.

Mixing with oil requires vigorous agitation to form an oil solution. Once a solution is formed it will stay stable.

Cut Stump Treatment in Western States

To control resprouting of salt cedar and other *Tamarix* species, bigleaf maple, tanoak, Oregon myrtle, and other susceptible species, apply undiluted Garlon 4 Ultra to wet the cambium and adjacent wood around the entire circumference of the cut stump. Treatments may be applied throughout the year; however, control

may be reduced with treatment during periods of moisture stress as in late summer. Cut stumps so that they are approximately level to facilitate uniform coverage of Garlon 4 Ultra. Use an applicator that can be calibrated to deliver the small amounts of material required.

Forest Management Applications

For broadcast applications, apply 1 to 6 quarts of Garlon 4 Ultra per acre in a total spray volume of 5 to 25 gallons per acre by air or 10 to 100 gallons per acre by ground. Use spray volumes sufficient to provide thorough coverage of treated foliage. Nozzles or additives that produce larger droplets of spray may require higher spray volumes to provide adequate coverage.

Plant Back Interval for Conifers: Conifers planted sooner than one month after treatment with Garlon 4 Ultra at less than 4 quarts per acre or sooner than two months after treatment at 4 to 6 quarts per acre may be injured. When tank mixtures of herbicides are used for forest site preparation, labels for all products in the mixture should be consulted and the longest recommended waiting period observed.

Forest Site Preparation (Not For Conifer Release)

Southern States Including Alabama, Arkansas, Delaware, Florida, Georgia, Louisiana, Maryland, Mississippi, North Carolina, Oklahoma, South Carolina, Tennessee, Texas, and Virginia: To control susceptible woody plants and broadleaf weeds, apply Garlon 4 Ultra at a rate of 4 to 6 quarts per acre. To broaden the spectrum of woody plants and broadleaf weeds controlled, apply 2 to 4 quarts of Garlon 4 Ultra per acre in tank mix combination with labeled rates of Tordon 101 Mixture or Tordon K. Tordon 101 Mixture and Tordon K are not registered for use in the state of Florida. Where grass control is also desired, Garlon 4 Ultra, alone or in combination with Tordon K or Tordon 101 Mixture, may be applied with labeled rates of other herbicides registered for grass control in forests. Use of tank mix products must be in accordance with the most restrictive of label limitations and precautions. Do not exceed labeled application rates. Garlon 4 Ultra cannot be tank mixed with any product containing a label prohibition against such mixing.

In Western, Northeastern, North Central, and Lake States (States Not Listed Above as Southern States):

To control susceptible woody plants and broadleaf weeds, apply Garlon 4 Ultra at a rate of 3 to 6 quarts per acre. To broaden the spectrum of woody plants and broadleaf weeds controlled, apply 1.5 to 3 quarts per acre of Garlon 4 Ultra in tank mix combination with labeled rates of Tordon 101 Mixture, Tordon K, or 2,4-D low volatile ester. Tordon 101 Mixture and Tordon K are not registered for use in the state of California. Where grass control is also desired, Garlon 4 Ultra, alone or in tank mix combination with Tordon 101 Mixture or Tordon K, may be applied with labeled rates of other herbicides registered for grass control in forests. When applying tank mixes, follow applicable use directions and precautions on each product label.

Southern Coastal Flatwoods: To control susceptible broadleaf weeds and woody species such as gallberry and wax-myrtle, and for partial control of saw-palmetto, apply 2 to 4 quarts of Garlon 4 Ultra per acre. To broaden the spectrum of species controlled to include fetterbush, staggerbush, titi, and grasses, apply 2 to 3 quarts per acre of Garlon 4 Ultra in tank mix combination with labeled rates of Arsenal Applicator's Concentrate herbicide.

Where control of gallberry, wax-myrtle, broadleaf weeds, and grasses is desired, apply 2 to 3 quarts of Garlon 4 Ultra per acre in tank mix combination with labeled rates of Accord Concentrate or Accord SP herbicide.

These treatments may be broadcast during site preparation of flat planted or bedded sites or, on bedded sites, applied in bands over the top of beds. For best results, apply in late summer or fall. Efficacy may not be satisfactory when applications are made in early season prior to August. **Note:** Do not apply after planting pines.

Directed Sprays Applications for Conifer Release

To release conifers from competing hardwoods and brush such as red maple, sugar maple, striped maple, sweetgum, red and white oaks, ash, hickory, alder, birch, aspen, pin cherry, *Ceanothus* spp., blackberry, chinquapin, and poison oak, mix 4 to 20 quarts of Garlon 4 Ultra in enough water to make 100 gallons of spray mixture. This spray mixture should be directed onto foliage of competitive hardwoods using knapsack or backpack sprayers with flat fan nozzles or equivalent anytime after the hardwoods and brush have reached full leaf size, but before autumn coloration. The majority of treated hardwoods and brush should be less than 6 feet in height to ensure adequate spray coverage. Care should be taken to direct spray solutions away from contact with conifer foliage, particularly foliage of desirable pines. See Table 1 for relationship between mixing rate, spray volume and maximum application rate.

Note: Spray may cause temporary damage and growth suppression where contact with conifers occurs; however, injured conifers should recover and grow normally. Over-the-top spray applications can kill pines.

Broadcast Applications for Mid-Rotation Understory Brush Control in Southern Coastal Flatwoods Pine Stands (Ground Equipment Only)

For control of susceptible species, such as gallberry and wax-myrtle, and broadleaf weeds, apply 2 to 4 quarts of Garlon 4 Ultra per acre. To broaden the spectrum of woody plants controlled to include fetterbush, staggerbush, and titi, apply 2 to 3 quarts of Garlon 4 Ultra per acre in tank mix combination with labeled rates of Arsenal Applicator's Concentrate. Saw-palmetto will be partially controlled by use of Garlon 4 Ultra at 4 quarts per acre or by mixtures of Garlon 4 Ultra at 2 to 3 quarts per acre in tank mix combination with either Arsenal Applicator's Concentrate or Escort herbicide. These mixtures should be broadcast applied over target understory brush species, **but to prevent injury to pines, make applications underneath the foliage of pines.** Apply sprays in 30 gallons or more per acre of total volume. For best results, apply in late summer or fall. Efficacy may not be satisfactory when applications are made in early season prior to August.

Broadcast Applications for Conifer Release in the Pacific Northwest and California

Dormant Conifers Before Bud Swell (Excluding Pines): To control or suppress deciduous hardwoods such as vine maple, bigleaf maple, alder, scotch broom, or willow **before leaf-out**, or evergreen hardwoods such as madrone, chinquapin, and *Ceanothus* spp., use Garlon 4 Ultra at 1 to 2 quarts per acre. Use diesel or fuel oil as a diluent, or use water plus 1 to 2 gallons per acre of diesel oil or a suitable surfactant or oil substitute at manufacturer's recommended rates. **Mixing with oil as the only**

diluent requires vigorous agitation to form an oil solution. Once a solution is formed it will stay stable.

Conifer Plantations (Excluding Pines) After Hardwoods Begin Growth and Before Conifer Bud Break ("Early Foliar" Hardwood Stage): Use Garlon 4 Ultra at 1 to 1.5 quarts alone or with 2,4-D low volatile ester herbicide in water carrier to provide no more than 3 lb ae per acre from both products. After conifer bud break, these sprays may cause more serious injury to the crop trees. Use of a surfactant may cause unacceptable injury to conifers especially after bud break.

Conifer Plantations (Excluding Pines) After Conifers Harden Off In Late Summer and While Hardwoods Are Still Growing Actively: Use Garlon 4 Ultra at rates of 1 to 1.5 quarts per acre alone or with 2,4-D low volatile ester to provide no more than 3 lb ae per acre from both products. Treat as soon after conifer bud hardening as possible so that hardwoods and brush are actively growing. Use of oil, oil substitute, or surfactant may cause unacceptable injury to the conifers.

Broadcast Applications for Conifer Release in the Eastern United States

To release spruce, fir, red pine, and white pine from competing hardwoods such as red maple, sugar maple, striped maple, alder, birch (white, yellow, and grey), aspen, ash, pin cherry, and *Rubus* spp. and perennial and annual broadleaf weeds, use Garlon 4 Ultra at rates of 1.5 to 3 quarts per acre alone or with 2,4-D amine or low volatile ester to provide no more than 4 lb ae per acre from both products. Apply in late summer or early fall after conifers have formed their overwintering buds and hardwoods are in full leaf and prior to autumn coloration.

Broadcast Applications for Conifer Release in the Lake States Region

To release spruce, fir, and red pine from competing hardwoods such as aspen, birch, maple, cherry, willow, oak, hazel, and *Rubus* spp. and perennial and annual broadleaf weeds, use Garlon 4 Ultra at rates of 1.5 to 3 quarts per acre. Apply in late summer or early fall after conifers have formed their overwintering buds and hardwoods are in full leaf and prior to autumn coloration.

Terms and Conditions of Use

If terms of the following Warranty Disclaimer, Inherent Risks of Use, and Limitation of Remedies are not acceptable, return unopened package at once to the seller for a full refund of purchase price paid. Otherwise, use by the buyer or any other user constitutes acceptance of the terms under Warranty Disclaimer, Inherent Risks of Use and Limitation of Remedies.

Warranty Disclaimer

Dow AgroSciences warrants that this product conforms to the chemical description on the label and is reasonably fit for the purposes stated on the label when used in strict accordance with the directions, subject to the inherent risks set forth below. Dow AgroSciences MAKES NO OTHER EXPRESS OR IMPLIED WARRANTY OF MERCHANTABILITY OR FITNESS FOR A PARTICULAR PURPOSE OR ANY OTHER EXPRESS OR IMPLIED WARRANTY.

Inherent Risks of Use

It is impossible to eliminate all risks associated with use of this product. Plant injury, lack of performance, or other unintended consequences may result because of such factors as use of the product contrary to label instructions (including conditions noted on the label, such as unfavorable temperature, soil conditions, etc.), abnormal conditions (such as excessive rainfall, drought, tornadoes, hurricanes), presence of other materials, the manner of application, or other factors, all of which are beyond the control of Dow AgroSciences or the seller. To the extent permitted by law, all such risks shall be assumed by buyer.

Limitation of Remedies

To the extent permitted by law, the exclusive remedy for losses or damages resulting from this product (including claims based on contract, negligence, strict liability, or other legal theories), shall be limited to, at Dow AgroSciences' election, one of the following:

1. Refund of purchase price paid by buyer or user for product bought, or
2. Replacement of amount of product used.

To the extent permitted by law, Dow AgroSciences shall not be liable for losses or damages resulting from handling or use of this product unless Dow AgroSciences is promptly notified of such loss or damage in writing. To the extent permitted by law, in no case shall Dow AgroSciences be liable for consequential or incidental damages or losses.

The terms of the Warranty Disclaimer, Inherent Risks of Use and this Limitation of Remedies cannot be varied by any written or verbal statements or agreements. No employee or sales agent of Dow AgroSciences or the seller is authorized to vary or exceed the terms of the Warranty Disclaimer or this Limitation of Remedies in any manner.

®Trademark of Dow AgroSciences LLC
EPA accepted 11/13/08



Garlon® 4 Ultra

Specialty Herbicide

For the control of woody plants and herbaceous broadleaf weeds in non-crop areas, including industrial manufacturing and storage sites, rights-of-way such as electrical power lines, communication lines, pipelines, roadsides, railroads, fence rows, non-irrigation ditch banks, forests and in the establishment and maintenance of wildlife openings. Use on these sites may include application to grazed areas.

Active Ingredient:

triclopyr: 3,5,6-trichloro-2-pyridinyloxyacetic acid, butoxyethyl ester.....	60.45%
Other Ingredients	39.55%
Total	100.00%

Acid Equivalent: triclopyr – 43.46% - 4 lb/gal

Keep Out of Reach of Children

CAUTION

For additional Precautionary Statements, First Aid, Storage and Disposal and other use information see inside this label.

Agricultural Use Requirements

Use this product only in accordance with its labeling and with the Worker Protection Standard, 40 CFR Part 170. Refer to label booklet under "Agricultural Use Requirements" in the Directions for Use section for information about this standard.

Notice: Read the entire label. Use only according to label directions. **Before using this product, read Warranty Disclaimer, Inherent Risks of Use, and Limitation of Remedies at end of label booklet. If terms are unacceptable, return at once unopened.**

In case of emergency endangering health or the environment involving this product, call 1-800-992-5994.

Agricultural Chemical: Do not ship or store with food, feeds, drugs or clothing.

EPA Reg. No. 62719-527
900-015240 / 00272342

®Trademark of Dow AgroSciences LLC

**Produced for
Dow AgroSciences LLC
9330 Zionsville Road
Indianapolis, IN 46268**

Net Contents **2.5 gal**



Garlon® 4 Ultra

Specialty Herbicide

For the control of woody plants and herbaceous broadleaf weeds in non-crop areas, including industrial manufacturing and storage sites, rights-of-way such as electrical power lines, communication lines, pipelines, roadsides, railroads, fence rows, non-irrigation ditch banks, forests and in the establishment and maintenance of wildlife openings. Use on these sites may include application to grazed areas.

Active Ingredient:
triclopyr: 3,5,6-trichloro-2-pyridinyloxyacetic acid, butoxyethyl ester60.45%
Other Ingredients39.55%
Total100.00%

Acid equivalent: triclopyr – 43.46% - 4 lb/gal

Keep Out of Reach of Children

CAUTION

Precautionary Statements

Hazards to Humans and Domestic Animals

Causes Moderate Eye Irritation • Harmful If Swallowed • Prolonged Or Frequently Repeated Skin Contact May Cause Allergic Reactions In Some Individuals

Avoid contact with skin, eyes, or clothing. Wear gloves and protective clothing. Wash thoroughly with soap and water after handling and before eating, drinking, chewing gum, or using tobacco.

Personal Protective Equipment (PPE)

Some materials that are chemical-resistant to this product are listed below. If you want more options, follow the instructions for category E on an EPA chemical resistance category selections chart.

Applicators and other handlers who handle this pesticide must wear:

- Long-sleeved shirt and long pants
- Chemical-resistant gloves (≥14 mils) such as barrier laminate, nitrile rubber, neoprene rubber, or viton
- Shoes plus socks

Follow the manufacturer's instructions for cleaning/maintaining PPE. If no such instructions for washables, use detergent and hot water. Keep and wash PPE separately from other laundry.

Engineering Controls

When handlers use closed systems, enclosed cabs, or aircraft in a manner that meets the requirements listed in the Worker Protection Standard (WPS) for agricultural

Engineering Controls (Cont.)

pesticides (40 CFR 170.240(d)(4-6)), the handler PPE requirements may be reduced or modified as specified in the WPS.

User Safety Recommendations

Users should:

- Wash hands before eating, drinking, chewing gum, using tobacco, or using the toilet.
- Remove clothing immediately if pesticide gets inside. Then wash thoroughly and put on clean clothing.
- Remove PPE immediately after handling this product. Wash the outside of gloves before removing. As soon as possible, wash thoroughly and change into clean clothing.

First Aid

If on skin or clothing: Take off contaminated clothing. Rinse skin immediately with plenty of water for 15-20 minutes. Call a poison control center or doctor for treatment advice.

If in eyes: Hold eye open and rinse slowly and gently with water for 15-20 minutes. Remove contact lenses, if present, after the first 5 minutes, then continue rinsing eye. Call a poison control center or doctor for treatment advice.

If swallowed: Call a poison control center or doctor immediately for treatment advice. Have person sip a glass of water if able to swallow. Do not induce vomiting unless told to do so by a poison control center or doctor. Do not give anything by mouth to an unconscious person.

Have the product container or label with you when calling a poison control center or doctor, or going for treatment. You may also contact 1-800-992-5994 for emergency medical treatment information.

Environmental Hazards

This pesticide is toxic to fish. Do not apply directly to water, to areas where surface water is present, or to intertidal areas below the mean high water mark. Do not contaminate water when cleaning equipment or disposing of equipment washwaters.

This chemical has properties and characteristics associated with chemicals detected in groundwater. The use of this chemical in areas where soils are permeable, particularly where the water table is shallow, may result in groundwater contamination.

Agricultural Use Requirements

Use this product only in accordance with its labeling and with the Worker Protection Standard, 40 CFR Part 170. Refer to label booklet under "Agricultural Use Requirements" in the Directions for Use section for information about this standard.

Storage and Disposal

Do not contaminate water, food, or feed by storage and disposal. Open dumping is prohibited.

Pesticide Storage: Store above 28°F or agitate before use.

Pesticide Disposal: Wastes resulting from the use of this product must be disposed of on site or at an approved waste disposal facility.

Container Handling: Nonrefillable container. Do not reuse or refill this container.

Triple rinse or pressure rinse container (or equivalent) promptly after emptying. **Triple rinse** as follows: Empty the remaining contents into application equipment or a mix tank and drain for 10 seconds after the flow begins to drip. Fill the container 1/4 full with water and recap. Shake for 10 seconds. Pour rinsate into application equipment or a mix tank or store rinsate for later use or disposal. Drain for 10 seconds after the flow begins to drip. Repeat this procedure two more times. **Pressure rinse** as follows: Empty the remaining contents into application equipment or a mix tank and continue to drain for 10 seconds after the flow begins to drip. Hold container upside down over application equipment or mix tank or collect rinsate for later use or disposal. Insert pressure rinsing nozzle in the side of the container, and rinse at about 40 psi for at least 30 seconds. Drain for 10 seconds after the flow begins to drip. Then offer for recycling if available or puncture and dispose of in a sanitary landfill, or by incineration, or by other procedures allowed by state and local authorities.

Refer to label booklet for Directions for Use.

Notice: Read the entire label. Use only according to label directions. **Before using this product, read Warranty Disclaimer Inherent Risks of Use, and Limitation of Remedies at end of label booklet. If terms are unacceptable, return at once unopened.**

In case of emergency endangering health or the environment involving this product, call 1-800-992-5994.

Agricultural Chemical: Do not ship or store with food, feeds, drugs or clothing.

EPA Reg. No. 62719-527



Ⓝ Ⓡ Ⓢ
EPA Est. 34704-MS-1; 11773-IA-001; 5905-IA-01
Ⓞ Ⓟ
070989-IA-001; 464-MI-1

Superscripts correspond to places 7 & 8 of lot number.

®Trademark of Dow AgroSciences LLC

Produced for
Dow AgroSciences LLC
9330 Zionsville Road
Indianapolis, IN 46268

00271921



Garlon® 4 Ultra

2 x 2.5 gal

Specialty Herbicide



2 x 2.5 gal



00271921



4G/Z31.2/S/09
USA/+AA2111



Garlon® 4 Ultra

Specialty Herbicide

2 x 2.5 gal



Garlon® 4 Ultra

Specialty Herbicide

2 x 2.5 gal

Garlon® 4 Ultra

Specialty Herbicide

For the control of woody plants and herbaceous broadleaf weeds in non-crop areas, including industrial manufacturing and storage sites, rights-of-way such as electrical power lines, communication lines, pipelines, roadsides, railroads, fence rows, non-irrigation ditch banks, forests and in the establishment and maintenance of wildlife openings. Use on these sites may include application to grazed areas.

Active Ingredient:

triclopyr: 3,5,6-trichloro-2-pyridinyloxyacetic acid, butoxyethyl ester	60.45%
Other Ingredients	39.55%
Total	100.00%

Acid equivalent: triclopyr – 43.46% - 4 lb/gal

Keep Out of Reach of Children

CAUTION

Precautionary Statements

Hazards to Humans and Domestic Animals

Causes Moderate Eye Irritation • Harmful If Swallowed • Prolonged Or Frequently Repeated Skin Contact May Cause Allergic Reactions In Some Individuals

Avoid contact with skin, eyes, or clothing. Wear gloves and protective clothing. Wash thoroughly with soap and water after handling and before eating, drinking, chewing gum, or using tobacco.

Personal Protective Equipment (PPE)

Some materials that are chemical-resistant to this product are listed below. If you want more options, follow the instructions for category E on an EPA chemical resistance category selections chart.

Applicators and other handlers who handle this pesticide must wear:

- Long-sleeved shirt and long pants
- Chemical-resistant gloves (≥14 mils) such as barrier laminate, nitrile rubber, neoprene rubber, or viton
- Shoes plus socks

Follow the manufacturer's instructions for cleaning/maintaining PPE. If no such instructions for washables, use detergent and hot water. Keep and wash PPE separately from other laundry.

Engineering Controls

When handlers use closed systems, enclosed cabs, or aircraft in a manner that meets the requirements listed in the Worker Protection Standard (WPS) for agricultural

Engineering Controls (Cont.)

pesticides (40 CFR 170.240(d)(4-6)), the handler PPE requirements may be reduced or modified as specified in the WPS.

User Safety Recommendations

Users should:

- Wash hands before eating, drinking, chewing gum, using tobacco, or using the toilet.
- Remove clothing immediately if pesticide gets inside. Then wash thoroughly and put on clean clothing.
- Remove PPE immediately after handling this product. Wash the outside of gloves before removing. As soon as possible, wash thoroughly and change into clean clothing.

First Aid

If on skin or clothing: Take off contaminated clothing. Rinse skin immediately with plenty of water for 15-20 minutes. Call a poison control center or doctor for treatment advice.

If in eyes: Hold eye open and rinse slowly and gently with water for 15-20 minutes. Remove contact lenses, if present, after the first 5 minutes, then continue rinsing eye. Call a poison control center or doctor for treatment advice.

If swallowed: Call a poison control center or doctor immediately for treatment advice. Have person sip a glass of water if able to swallow. Do not induce vomiting unless told to do so by a poison control center or doctor. Do not give anything by mouth to an unconscious person.

Have the product container or label with you when calling a poison control center or doctor, or going for treatment. You may also contact 1-800-992-5994 for emergency medical treatment information.

Environmental Hazards

This pesticide is toxic to fish. Do not apply directly to water, to areas where surface water is present, or to intertidal areas below the mean high water mark. Do not contaminate water when cleaning equipment or disposing of equipment washwaters.

This chemical has properties and characteristics associated with chemicals detected in groundwater. The use of this chemical in areas where soils are permeable, particularly where the water table is shallow, may result in groundwater contamination.

Agricultural Use Requirements

Use this product only in accordance with its labeling and with the Worker Protection Standard, 40 CFR Part 170. Refer to label booklet under "Agricultural Use Requirements" in the Directions for Use section for information about this standard.

Storage and Disposal

Do not contaminate water, food, or feed by storage and disposal. Open dumping is prohibited.

Pesticide Storage: Store above 28°F or agitate before use.

Pesticide Disposal: Wastes resulting from the use of this product must be disposed of on site or at an approved waste disposal facility.

Container Handling: Nonrefillable container. Do not reuse or refill this container.

Triple rinse or pressure rinse container (or equivalent) promptly after emptying. **Triple rinse** as follows: Empty the remaining contents into application equipment or a mix tank and drain for 10 seconds after the flow begins to drip. Fill the container 1/4 full with water and recap. Shake for 10 seconds. Pour rinsate into application equipment or a mix tank or store rinsate for later use or disposal. Drain for 10 seconds after the flow begins to drip. Repeat this procedure two more times. **Pressure rinse** as follows: Empty the remaining contents into application equipment or a mix tank and continue to drain for 10 seconds after the flow begins to drip. Hold container upside down over application equipment or mix tank or collect rinsate for later use or disposal. Insert pressure rinsing nozzle in the side of the container, and rinse at about 40 psi for at least 30 seconds. Drain for 10 seconds after the flow begins to drip. Then offer for recycling if available or puncture and dispose of in a sanitary landfill, or by incineration, or by other procedures allowed by state and local authorities.

Refer to label booklet for Directions for Use.

Notice: Read the entire label. Use only according to label directions. **Before using this product, read Warranty Disclaimer Inherent Risks of Use, and Limitation of Remedies at end of label booklet. If terms are unacceptable, return at once unopened.**

In case of emergency endangering health or the environment involving this product, call 1-800-992-5994.

Agricultural Chemical: Do not ship or store with food, feeds, drugs or clothing.

EPA Reg. No. 62719-527

(2N)

(3R)

(88)

EPA Est. 34704-MS-1; 11773-IA-001; 5905-IA-01

(0Y)

(11)

070989-IA-001; 464-MI-1

Superscripts correspond to places 7 & 8 of lot number.

®Trademark of Dow AgroSciences LLC

Produced for
Dow AgroSciences LLC
9330 Zionsville Road
Indianapolis, IN 46268

2 x 2.5 gal